

Six gill shark observation worksheet (version 2)

Date: \_\_\_\_\_ Day / Month / Year

Name diver 1 \_\_\_\_\_ Name diver 2 \_\_\_\_\_

Tel: \_\_\_\_\_ Tel: \_\_\_\_\_

E-mail: \_\_\_\_\_ E-mail: \_\_\_\_\_

Name dive site: \_\_\_\_\_ Area: \_\_\_\_\_

Country \_\_\_\_\_ GPS: **N** \_\_\_\_\_ **W** \_\_\_\_\_

Time start dive: \_\_\_\_\_ Length of dive (min.) \_\_\_\_\_ shark was seen after \_\_\_\_\_ minutes

Length encounter min.: \_\_\_\_\_ Depth shark was found: \_\_\_\_\_ Depth shark was left \_\_\_\_\_ ft/mtr

Nr. of divers in the water \_\_\_\_\_ Nr. of divers that saw shark \_\_\_\_\_

Height of tide \_\_\_\_\_ ft/mtr. Flooding / falling \_\_\_\_\_ Moon phase: \_\_\_\_\_

Visibility UW \_\_\_\_\_ ft/mtr. Temperature: ( °C/F) \_\_\_\_\_ Surface: \_\_\_\_\_ At depth: \_\_\_\_\_

Substrate on which shark was seen (e.g. on sand, between rocks etc.) \_\_\_\_\_

Description of encounter: (include behaviour of shark) \_\_\_\_\_

\_\_\_\_\_

\_\_\_\_\_

\_\_\_\_\_

Sea conditions: \_\_\_\_\_ Sea state: \_\_\_\_\_ Beaufort: \_\_\_\_\_



Weather: sunny / rain / fog / overcast \_\_\_\_\_

Shark nr. \_\_\_\_\_ of a total of \_\_\_\_\_ sharks on the SAME dive

Estimated length of shark: \_\_\_\_\_ ft/mtr. Gender: Female Male Unknown

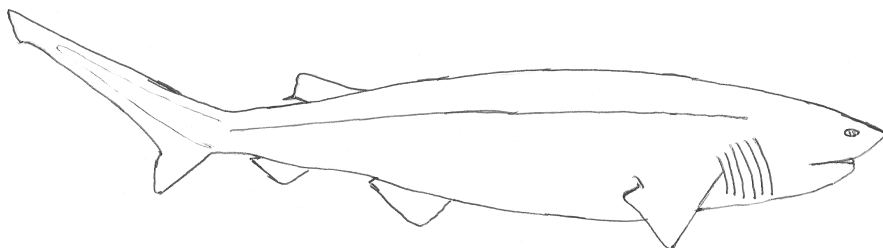
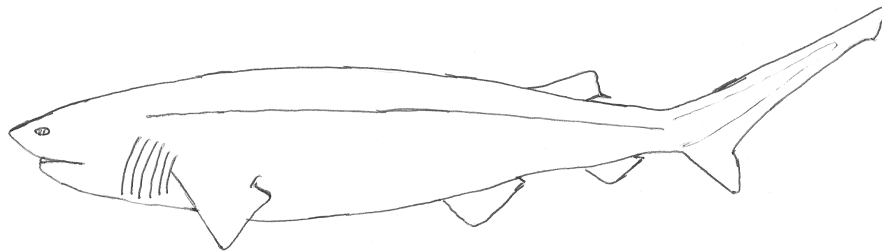
Photo or video made **Y / M** Please send photos to [info@rendezvousdiving.com](mailto:info@rendezvousdiving.com)  
(insert your copyright and file size max 500 Kb)

Scars visible **Y / M** Please indicate on the images below:  
(include blotches, dark marks and parasites)



Dorsal view ▲

Ventral view ▲



Instructions on shark encounters, data recording and filling out the form:

When you see a Bluntnose six gill shark (*Hexanchus griseus*) you are one of the few divers that were lucky enough to see such a magnificent creature. To ensure that your encounter is safe and enjoyable we advise the following :

Do not surround the shark with divers. Ideally you want all divers on one side of the shark. Surrounding the shark may stress the animal initiate agonistic (irritated/aggressive) behaviour

Do not approach the shark. Stay 5 meters from the shark, unless the shark approaches you. If the shark approaches closer than 5 meters, stay calm , avoid sudden movements and give the shark room to manoeuvre.

Avoid swimming directly behind and/or above the shark as it may cause the shark to turn towards you.

Avoid any kind of chumming ( e.g. releasing fish parts, blood) as this may induce feeding and biting behaviour.

Avoid touching the shark Six gill sharks can fold themselves almost in two when turning. You risk being taken by surprise and in the worst case scenario being bitten.

When taking pictures try to photograph right and left side of the shark. Ideally also the back and if possible the ventral (belly) side. Also try to get a picture of the genital area to determine gender. Males have reproductive appendages called claspers

Note: when filling out the data sheet please circle which unit of measurement you have used.

For fishermen there are guidelines from DFO that you can download [here](#)

Please fill out a sheet for each shark you have encountered.

Once you have filled out the form, please send a hard printed copy to:

Rendezvous Dive Adventures  
PO Box 425  
Port Alberni , BC  
V9Y7M9  
Canada

Or scan your printed copy and e-mail to: [info@rendezvousdiving.com](mailto:info@rendezvousdiving.com) (max file size 500 Kb)

© Peter Mieras 2014